


# Interpretation of Preventive safety performance evaluation results

2015




Model/Brand	Assessment	NASVA
Type	Passenger Car	
Overall evaluation	Collision safety performance	★★★★★ 175.0 / 208 points (FY 2014)
	Preventive safety performance	ASV+ 46.0 / 46 points (FY 2015)








 Indicating total points for AEBS, LDWS, and RVMS.  
 ASV for 2 pt or more  
 ASV+ for 12 pt or more


**Preventive safety performance**

**46.0 points / 46.0 points**

[Caution \(Japanese Only\)](#) 

[To learn more, click](#) 

Autonomous emergency braking system [car to car] test	32.0 / 32.0	
Lane departure warning system test	8.0 / 8.0	
Rear-view monitoring system test	6.0 / 6.0	

 Under construction

- Notes of preventive safety technology. (Japanese only)
- Indicating obtained total points in the AEBS test according to deceleration (velocity reduction rate)
- Assigned points vary depending on the speed at which the alert is issued and what kind of alert is issued. Higher points are awarded to the systems that are issued at lower speeds.
- The number of visual objects displayed on the monitor in the vehicle is translated into the number of points shown here. Higher points are awarded as the area in which visual objects are shown increases.